

Silhouette® 100

Axial Bathroom/ Toilet Fans



Features & Benefits

- 17mm stylish ultra low profile grille.
- Downstream airflow guide vanes for improved pressure development.
- Designed for vertical or horizontal application.
- Modern aesthetic with Blue Neon.
- Fan IPX4 rated.
- Suitable for wall, ceiling, panel and window mounting.
- Meets Building Regulations Part F

Slimline Bathroom Ventilation

With a slim profile of only 17mm, Silhouette blends in with the wall surface to provide an unobtrusive installation. Silhouette has a FID performance of 26 l/s. Silhouette can be ceiling/panel mounted and connected to an appropriate duct run to the outside.



17mm actual profile



Backdraught prevention vanes fitted on discharge

Models

Silhouette 100B

Single speed 100mm, bathroom/toilet fan with neon running light and backdraught shutter.

Stock Ref
454055A

Silhouette 100T

Single speed 100mm bathroom/toilet fan with integral adjustable electronic overrun timer (up to 30 mins), neon running light and backdraught shutter.

Stock Ref
454056A

Silhouette 100H

Single speed 100mm bathroom/toilet fan with integral adjustable auto humidity sensor from 60-90% RH, neon running light and backdraught shutter.

Stock Ref
454057A

Silhouette 100TM

Single speed 100mm bathroom/toilet fan. Integral PIR operated model, (presence detector) with adjustable electronic overrun timer (up to 30 mins) neon running light and backdraught shutter.

Stock Ref
454058A

Performance

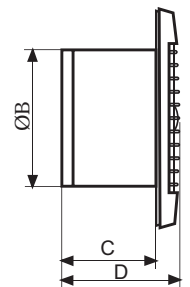
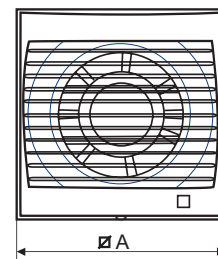
Model	Extract Performance - FID			Sound dB(A)
	m³/h	l/s	Watts	@ 3m
Silhouette 100B	95	26	16	37
Silhouette 100T	95	26	16	37
Silhouette 100H	95	26	16	37
Silhouette 100TM	95	26	16	37

Dimensions (mm)

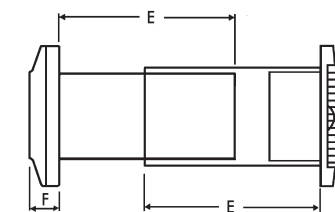
A	BØ	C	D	E	F
160	99	77	90	200	32

Weight 0.6kg

Panel



Wall



Fixing hole diameter 117mmØ

Wall Kit Stock Ref:
254102 (White)
254100 (Brown)

DOM